

AEROTECH AUTOMATION1

Drive-Based Motion Controller **Automation1 iXC4**

Motion. Control. Together.

The Automation1 iXC4 PWM servo motor drive with integrated motion controller is two solutions in one: it's capable of complete machine control and provides sub-nanometer levels of servo motor control. The powerful Automation1-iSMC motion controller is loaded onto the same hardware that runs the drive, which in turn manages the trajectory of up to 12 axes of control over the HyperWire motion bus. The iXC4 is the powerful center of your motion control architecture. It has a full motion controller, connects to other Automation1 drives over HyperWire and connects to other automation devices over EtherCAT, Modbus TCP/IP or a TCP Socket interface. Multi-axis Part-Speed PSO enables precision control of your industrial laser or process tool synchronized with your motion trajectory.

Automation1

The iXC4 is a part of the user-friendly Automation1 motion control platform, which includes the following:

- ◆ **Development Software**
- ◆ **Controls**
- ◆ **Motor Drives**
- ◆ **Fiber-Optic HyperWire® Communication Bus**



KEY FEATURES:

- ◆ Unlock the full **MOTION CONTROL** power of our Automation1-iSMC intelligent software-based motion controller
- ◆ Features **COMPLETE CONFIGURATION & PERFORMANCE** capability of XC4 servo motor drive
- ◆ **CONNECT TO THE CONTROLLER** using EtherCAT, Modbus or a Socket interface.
- ◆ Enjoy up to **12 AXES OF CONTROL** by connecting more Automation1 drives over the HyperWire fiber-optic bus
- ◆ **EXPAND YOUR I/O** by adding expansion board to the iXC4 or to other connected drives

AUTOMATION1 iXC4 DEVICE SPECIFICATIONS

SPECIFICATION	DESCRIPTION
Motion Controller⁽¹⁾	Aerotech's Automation1-iSMC Intelligent Software-Based Motion Controller (version 2.00 and above)
Motor Style	Brush, brushless, voice coil, stepper ⁽²⁾
Motor Supply	Single-phase 0-240 VAC; 50/60 Hz
Control Supply	100-240 VAC; 50/60 Hz
Bus Voltage⁽³⁾	0-340 VDC
Peak Output Current (1 sec)⁽⁴⁾	10 A _{pk} 20 A _{pk} 30 A _{pk}
Continuous Output Current⁽⁴⁾	5 A _{pk} 10 A _{pk} 10 A _{pk}
Position Synchronized Output (PSO)	Standard: One-axis PSO (includes one-axis part-speed PSO) ⁽⁵⁾ Optional: Three-axis part-speed PSO
25-Pin Motor Feedback Connector	High-speed differential inputs (encoder sin, cos and marker) CW and CCW limits Hall effect sensor inputs (A, B, and C) Analog motor temperature input (accepts digital) Brake output
26-Pin Auxiliary Feedback Connector	High-speed differential inputs (encoder sin, cos and marker)* 4x optically isolated digital inputs 4x optically isolated digital outputs 1x 16-bit differential ±10 V analog input 1x 16-bit single-ended ±10 V analog output 2x optically isolated high-speed inputs *This channel is bidirectional and can be used to echo out encoder signal
Multiplier Options	MX0 Option: Primary Encoder: 40 million counts-per-second square-wave input Auxiliary Encoder: 40 million counts-per-second square-wave input MX1 Option: Primary Encoder: 2 MHz / 450 kHz (bandwidth selectable) sine-wave input, encoder multiplier up to x16,384* Auxiliary Encoder: 40 million counts per second square-wave input *Encoders multiplied with this input cannot be echoed out.
I/O Expansion Board (-EB1)	1x additional PSO connection point 1x PSO synchronization input 16x digital inputs, optically isolated 16x digital outputs, optically isolated 3x analog inputs, 16-bit, differential, ±10 V 3x analog outputs, 16-bit, single-ended, ±10 V
Drive Array Memory	4,194,304 32-bit elements (16.7 MB)
High-Speed Data Capture	Yes (50 ns latency)

chart continued on next page

AUTOMATION1 iXC4 DEVICE SPECIFICATIONS

SPECIFICATION	DESCRIPTION
Safe Torque Off (STO)	Yes, SIL3/PLe/Cat 4
HyperWire Connections	1x HyperWire small form-factor pluggable (SFP) ports
Automatic Brake Control	Standard; 24 V at 1 A
Absolute Encoder	Renishaw resolute BiSS; EnDat 2.1; and EnDat 2.2
Current Loop Update Rate	20 kHz
Servo Loop Update Rate	20 kHz
Power Amplifier Bandwidth	Selectable through software (85-95% efficiency)
Minimum Load Inductance	0.1 mH
Operating Temperature	0 to 40°C
Storage Temperature	-30 to 85°C
Weight	2.36 kg (5.20 lb)
Compliance	CE approved, NRTL safety certification, EU 2015/863 RoHS 3 directive

Note:

1. See the [Automation1-iSMC](#) controller page for more information.
2. For stepper motors only, one-half of bus voltage is applied across the motor (e.g 80 VDC supply results in 40 VDC across stepper motor).
3. Output voltage depends on input voltage.
4. Peak value of the sine wave; rms current for AC motors is $0.707 A_{pk}$.
5. Encoder feedback-based PSO requires the -MX0 multiplier option.



AUTOMATION1 iXC4 ORDERING OPTIONS

Controller Configuration

To configure and load the motion controller on the iXC4 drive, please configure and order an Automation1-iSMC intelligent controller with your iXC4 drive. The Automation1-iSMC configuration should include the iXC4 as the “hardware platform.”

Automation1-iXC4

Automation1-iXC4 PWM Servo Drive with Motion Controller

Peak Current

-10 10 A peak, 5 A cont. current (default)
-20 20 A peak, 10 A cont. current
-30 30 A peak, 10 A cont. current

Expansion Board

-EB0 No expansion board (default)
-EB1 IO expansion board

Multiplier

-MX0 No encoder multiplier (default)
-MX1 2 MHz / 450 kHz (bandwidth selectable) x16384 multiplier (primary), no multiplier (auxiliary)

PSO

-PSO1⁽¹⁾ One-axis PSO (includes One-axis Part-Speed PSO) (Default)
-PSO6 Three-axis Part-Speed PSO

1. Encoder feedback-based PSO requires the -MX0 multiplier option.

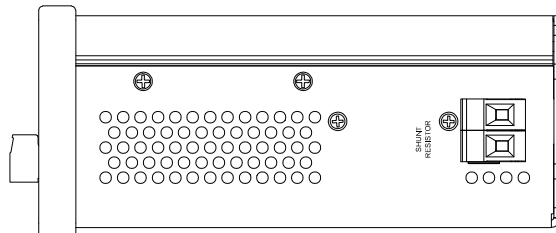
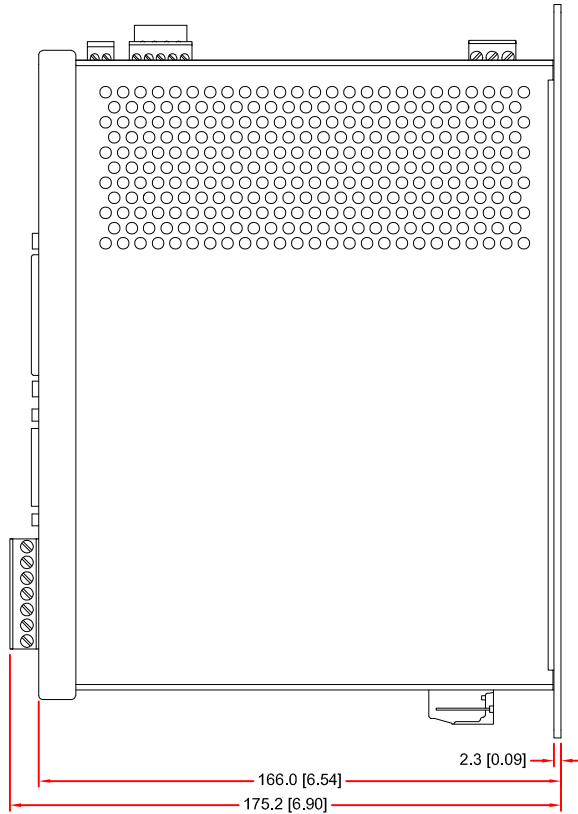
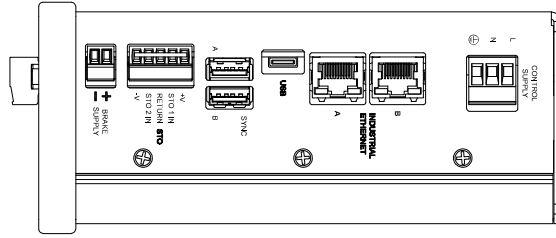
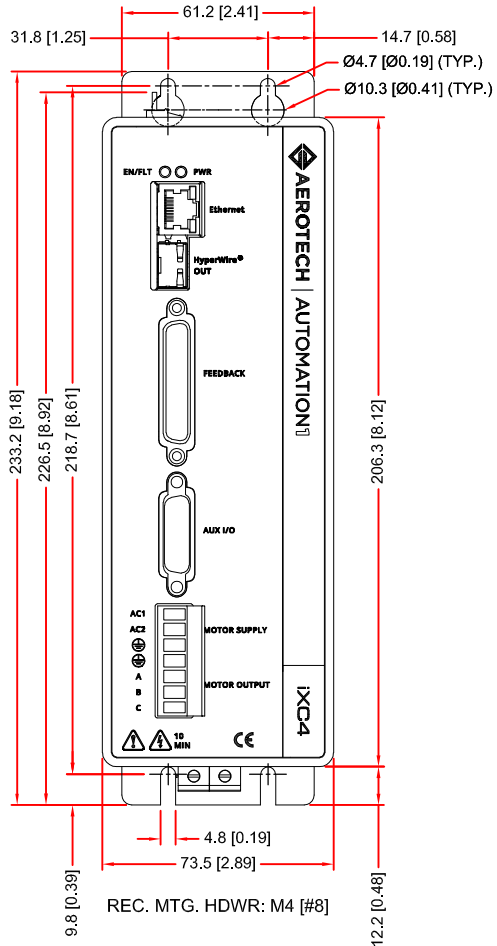
External Shunt

-SX0 No 2-pin connector for external shunt (default)
-SX1 2-pin connector for external shunt



AUTOMATION1 iXC4 DIMENSIONS

AUTOMATION1-iXC4 WITH -EBO (NO EXPANSION BOARD) OPTION



AUTOMATION1 iXC4 DIMENSIONS

AUTOMATION1-iXC4 WITH -EB1 (EXPANSION BOARD) OPTION

